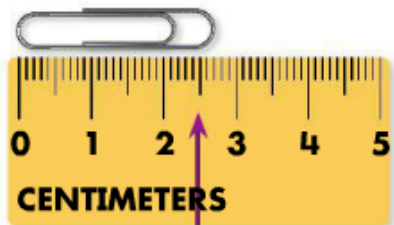


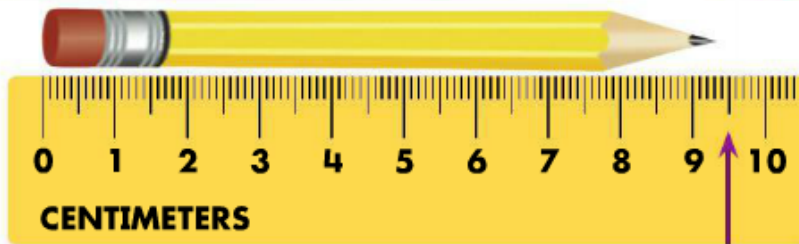
功课和练习
第12-5课
用厘米测量

再看! You can use a ruler to measure centimeters.

To measure to the nearest centimeter, look at the halfway mark between centimeters. If the object is longer, use the greater number. If the object is shorter, use the smaller number.



The paper clip is about 3 centimeters long.



This pencil is about 9 centimeters long.



家庭活动 Ask your child to find items at home that measure about 1 centimeter, about 10 centimeters, and about 100 centimeters. If possible, use a ruler to measure each object.



Estimate the height or length. Then use a ruler to measure.

1. length of a tape dispenser



2. height of a book



Estimate	Measure
about ____ centimeters	about ____ centimeters
about ____ centimeters	about ____ centimeters

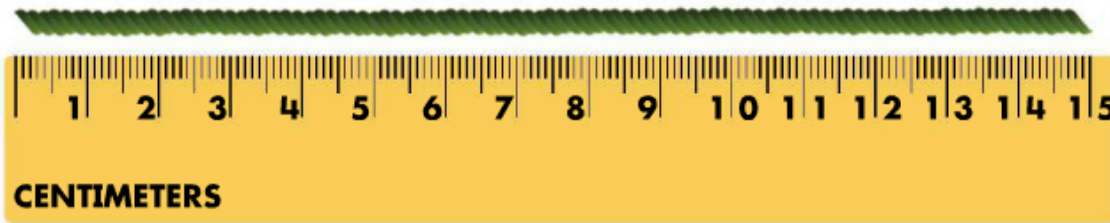
3. **MP.5 Use Tools** Measure the length of this spoon in centimeters.
About how long is the spoon?



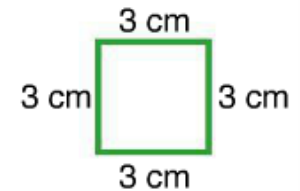
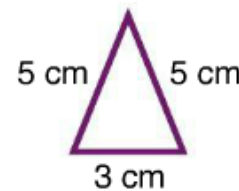
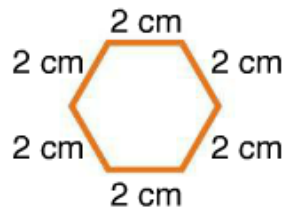
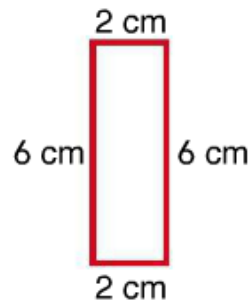
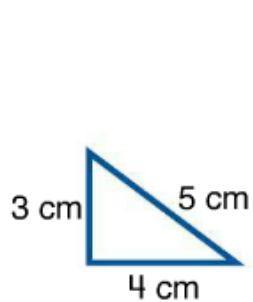
About _____ centimeters

What tool did you use? _____


4. **Higher Order Thinking** Mia has a string that is shown below.
Circle the shapes that Mia can make with part of her string.



Use the measurements given on the shapes to decide.



5. **Assessment** Measure this paper clip. How many centimeters long is the paper clip?



_____ centimeters