


功课和练习
第12-9课

准确

再看！ Amy uses a button to measure the length of a glue stick. She knows one button is 1 centimeter. She finds that the glue stick is 5 cm.

Amy used a ruler to check her work. She started at the 0 mark.



First time: 5 cm

Second time: 5 cm

Amy got the same answer both times. So, she knows her work is precise! It helps to measure twice!




家庭活动 Have your child measure the length of a household item. Have your child choose the unit to use. Ask your child to explain how he or she knows the measurement is precise.



Solve the problem. You can use string or buttons to help.


- Find the length of the chain at the right.
Estimate and use tools to measure.
Estimate: _____
Actual measurement: _____



© Performance Assessment

Distance Around Your Shoe

Shoes have different sizes and shapes. The picture shows the bottom of a shoe. What is the total distance around the bottom of one of your shoes?



2. **MP.2 Reasoning** What units of measure will you use? Explain.

3. **MP.6 Be Precise** What is the distance around one of your shoes? Explain how you found it.

4. **MP.3 Explain** How could you use your other shoe to check your work?
