

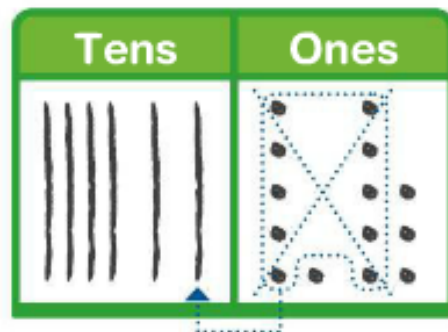
功课和练习 第4-3课

示范加上 2 位数的
数字


再看！ You can use these steps to add. Add $46 + 18$.

Way 1:

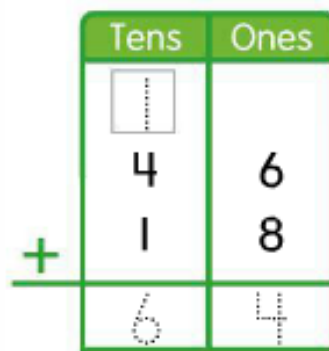
Step 1: Draw the tens and ones.
Make 1 ten with 10 ones.



Step 2: Count the tens.
Count the ones.



Way 2:



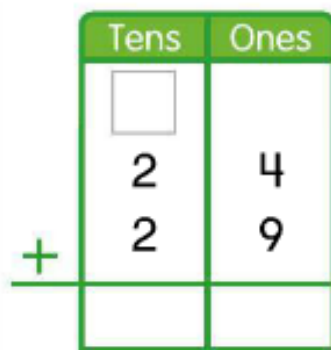
$$46 + 18 = 64$$

家庭活动 Ask your child to show you how to add $27 + 34$. Have your child explain each step of the addition.

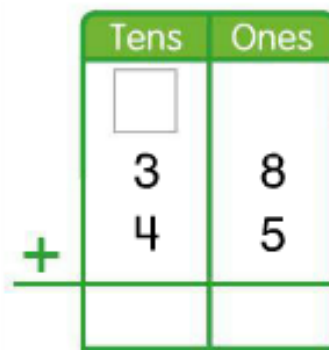


Follow the steps to add. Draw place-value blocks to show your work. Regroup if needed.

1.



2.



Higher Order Thinking

Write the missing numbers.
Draw place-value blocks if you need to.

3.

| Tens | Ones |
|----------------------|------|
| <input type="text"/> | |
| 5 | 7 |
| 2 | 7 |
| <hr/> | |
| | |

4.

| Tens | Ones |
|----------------------|------|
| <input type="text"/> | |
| 6 | 2 |
| 1 | 5 |
| <hr/> | |
| | |

5.

| Tens | Ones |
|----------------------|------|
| <input type="text"/> | |
| 1 | 9 |
| 3 | 3 |
| <hr/> | |
| | |

Remember to write the regrouped numbers.

6.

| Tens | Ones |
|----------------------|------|
| <input type="text"/> | |
| 2 | 7 |
| <input type="text"/> | 8 |
| <hr/> | |
| 4 | 5 |

7.

| Tens | Ones |
|----------------------|----------------------|
| <input type="text"/> | |
| 2 | <input type="text"/> |
| 5 | 7 |
| <hr/> | |
| 8 | 0 |

8.

| Tens | Ones |
|----------------------|------|
| <input type="text"/> | |
| 3 | 8 |
| <input type="text"/> | 4 |
| <hr/> | |
| 6 | 2 |



9. **MP.2 Reasoning** Lia has 38 red cups.
She has 25 blue cups.
How many cups does Lia have in all?

_____ cups

10. **Assessment** Do you have to regroup to find each sum? Choose Yes or No.

$22 + 41 = ?$ ☐ Yes ☐ No

$19 + 60 = ?$ ☐ Yes ☐ No

$64 + 28 = ?$ ☐ Yes ☐ No

$39 + 52 = ?$ ☐ Yes ☐ No