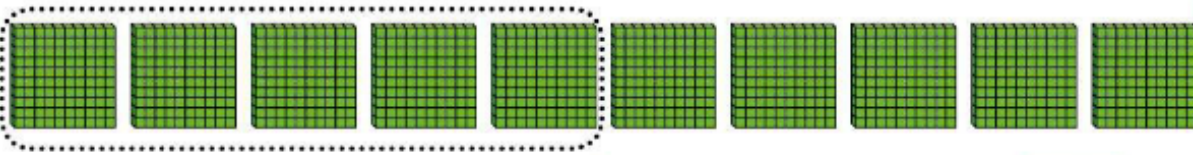


功课和练习
第9-1课
理解百

再看！ You can show hundreds with models.


Circle the models to show 500.

500 equals 5 hundreds, 0 tens, and 0 ones.



Count by 100s to find 500.

Remember that 10 ones = 1 ten, 10 tens = 1 hundred



and 10 hundreds = 1 thousand



家庭活动 Ask your child to count by hundreds to solve the following problem. Each box of paper clips has one hundred paper clips. Joe has 6 boxes of paper clips. How many paper clips does Joe have in all?



Circle the models to show each number. Write the number of hundreds.


1. 200

How many hundreds? _____



2. 700


How many hundreds? _____



© **MP.4 Model** Circle the models to show each number. Write the number of hundreds.


3. 900

How many hundreds? _____



4. 1,000

How many hundreds? _____



Solve each problem below.

5. Use tens blocks to build 100. Think about how many tens make 100. Draw a picture of your model.

6. **Higher Order Thinking** Patrick picked two numbers. The first number has 7 hundreds, 0 tens, and 0 ones. The second number has 2 fewer hundreds than the first number. Which two numbers did Patrick pick?

Patrick's numbers are _____
and _____.

7. © **Assessment** Each bag has 100 pretzels. Count by hundreds to find the total. Which is the total number of pretzels in the bags?



- (A) 150 (B) 400 (C) 500 (D) 550