

# 功课和练习 第9-2课




## 模型和 3 位数的 数字

**再看!** Use models and your workmat to sort and count.

First, put the hundreds flats on your mat. Next, put the tens rods on your mat. Last, put the ones cubes on your mat.



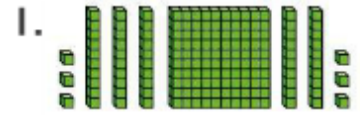
Write the number of hundreds, tens, and ones.

Hundreds	Tens	Ones
		
2	4	3

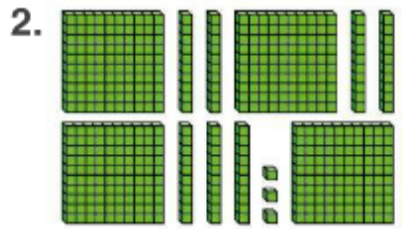
**家庭活动** Give your child 50 paper clips or other small, countable objects. Ask your child how many ones make 5 tens.



Write the numbers.  
Use models and your workmat if needed.



Hundreds	Tens	Ones



Hundreds	Tens	Ones

Solve each problem. Use models and your workmat if needed.

3. © **MP.4 Model** Write the number based on the model shown.



Hundreds	Tens	Ones

4. **Number Sense** Use the clues to solve the number puzzle.

I have a 5 in my ones place.

The digit in my tens place is 3 plus the digit in my ones place. The digit in my hundreds place is 2 less than the digit in my ones place. What number am I?

\_\_\_\_\_

5. **Higher Order Thinking** Look back at Item 4. Write your own place-value number puzzle. Give it to a friend to solve.

\_\_\_\_\_


\_\_\_\_\_

\_\_\_\_\_

\_\_\_\_\_

\_\_\_\_\_

6. © **Assessment** Which number is shown?



- (A) 239
- (B) 329
- (C) 293
- (D) 339